

A photograph of two cyclists riding on a paved road. The cyclist in the foreground is a woman wearing a white long-sleeved cycling jersey, dark shorts, a black helmet, and sunglasses. The cyclist in the background is a man wearing a green short-sleeved cycling jersey, black shorts, a black helmet, and sunglasses. They are both on black road bikes. The background consists of rocky, hilly terrain with sparse vegetation under bright sunlight.

llb¹⁸⁶¹

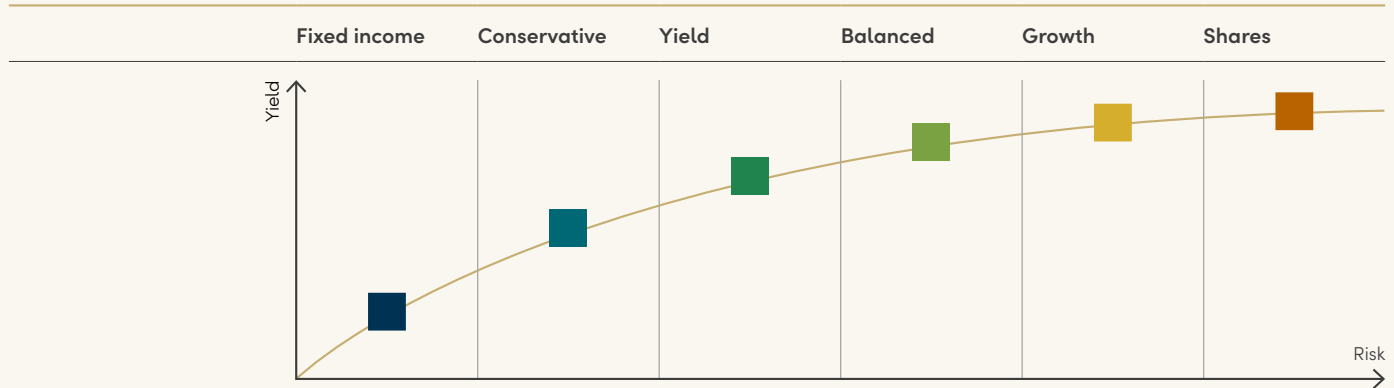
LLB Invest – the innovative investment solution

Asset management with LLB Comfort (CHF)

Our strategies for your success

We offer our clients investment strategies tailored to their needs, objectives and abilities, with variable equity exposures in the reference currencies CHF, EUR and USD. Investment horizon, risk capacity and asset structure play a decisive role in asset management.

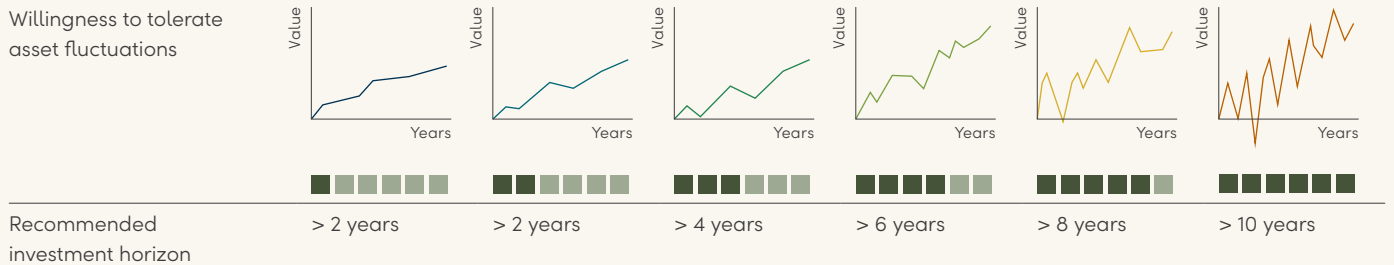
Strategies at a glance (schematic diagram)



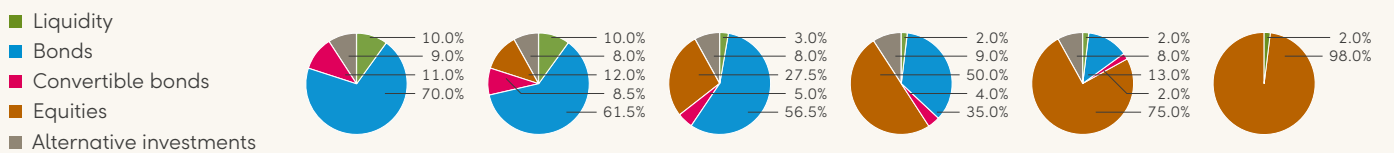
Investment objectives



Investor profile



Indicative structure



Return and risk – LLB Comfort World ESG (CHF)

	Fixed income	Conservative	Yield	Balanced	Growth	Shares
Expected return per year (3–5 years)	1.25–2.25%	1.75–2.75%	2.25–3.25%	3.25–4.25%	4.50–5.50%	5.50–6.50%
Extreme values over 12 months (12.1996–12.2024)*	▲ +14.5% ▼ -11.2%	▲ +16.1% ▼ -11.5%	▲ +20.8% ▼ -16.6%	▲ +28.4% ▼ -24.8%	▲ +37.8% ▼ -33.9%	▲ +45.6% ▼ -40.9%
Probability of 12-month periods with negative performance (12.1996–12.2024)*	once in 7.0 years	once in 5.5 years	once in 4.5 years	once in 4.0 years	once in 3.5 years	once in 3.5 years

* This period covers five extreme events on the global equity markets (Asian crisis in 1998, dot-com bubble in 2000, real estate and financial crisis in 2008, coronavirus crisis in 2020, monetary policy tightening in 2022).

One strategy – many possibilities

As diverse as the individual investment strategies of our clients are, just as diverse are the ways they can be implemented. To enable us to respond optimally to your needs and expectations, we offer a wide range of options for your investments. Collective investments are made to implement them. Where it makes sense to do so, direct investments are also made in individual securities. Our proven investment policy always forms the basis for investment decisions.

LLB Comfort World ESG+/ESG

Globally diversified

You invest worldwide in the most attractive regions. Through international diversification, you participate in global trends and developments. The World ESG+ strategy uses even more impact investments, which offer a significantly higher level of sustainability.

LLB Comfort Switzerland ESG

Innovative domestic market

You primarily invest in the business location of Switzerland – which is characterised by a high level of innovation, competitiveness, and political stability. Investments are made mainly in CHF, with equity investments exclusively in Swiss companies.

LLB Comfort Alternative ESG

Risk-mitigating opportunities

You invest worldwide in the most attractive regions and, increasingly, in alternative asset classes. By adding more hedge funds and gold to the mix at the expense of bonds, a lower interest rate risk can be achieved without changing expected returns.

LLB Comfort Passive ESG

Index-tracking investments

You invest worldwide in the most attractive regions. Implementation takes place primarily through passive investment instruments that replicate market developments as closely as possible. Where necessary, active collective investments are used.

Investment form

One-time

We invest the entire investment amount for you immediately upon receiving the asset management mandate. You participate quickly in the developments on the financial markets.

Staggered

The equity component is one of the most important drivers of long-term investment success. Equity exposure is not maximised from the outset. Rather, it is increased in stages from the starting exposure until the defined target exposure is reached. In regular and manageable steps, you will be able to build up a carefully constructed equity component in your portfolio. Full exposure will be reached after a period of about two years.

Pricing models

All-in model

The optimal pricing model for anyone desiring cost clarity. You pay a flat-rate fee on the assets under management. There are no further brokerage or custody account fees.

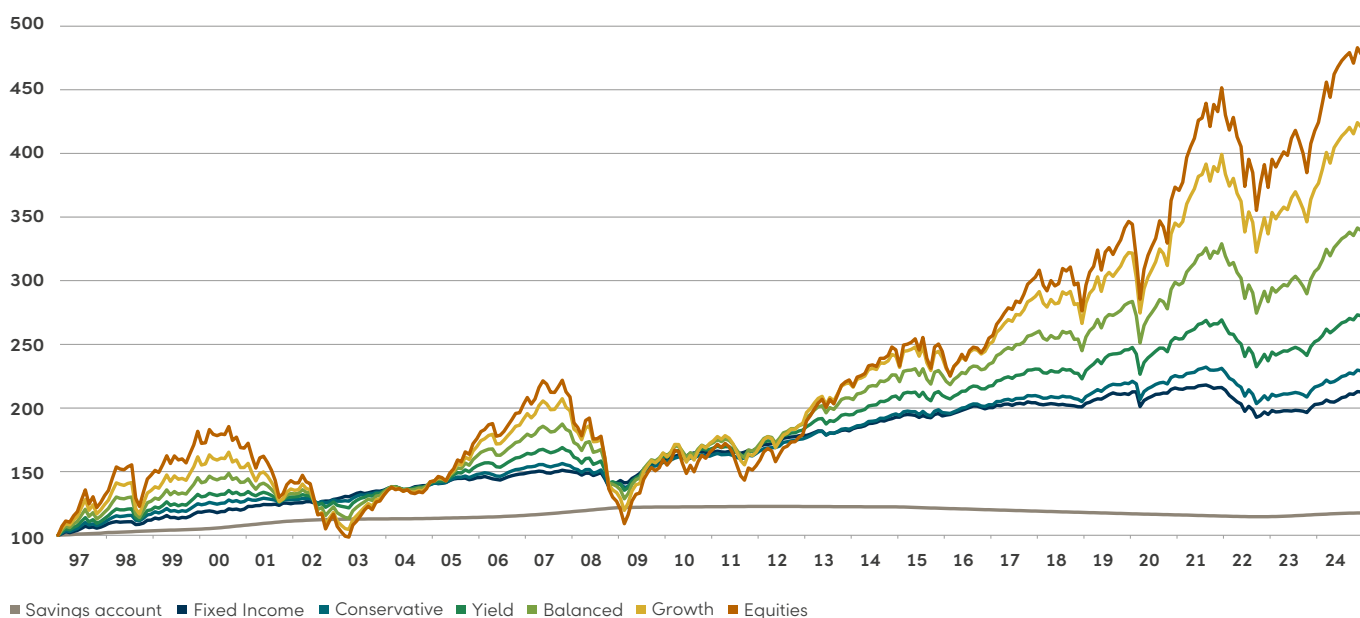
All-in model – performance-based with high-water mark

The pricing model with bank participation in the event of success. You pay a reduced basic rate on the assets under management as well as a performance fee. We only charge this if we succeed in exceeding the previous cumulative performance (high-water mark). There are no further brokerage or custody account fees.

LLB Comfort Implementation forms	World	Switzerland	Alternative	Passive
Investment focus	Globally diversified	Innovative domestic market	Risk-mitigating opportunities	Index-linked investing
Sustainability offer	ESG/ESG+	ESG	ESG	ESG
Reference currency	CHF/EUR/USD	CHF	CHF/EUR	CHF/EUR
Investment strategies	Fixed Income to Equities	Yield to Equities	Yield and Balanced	Yield to Equities
Direct investments from 1'000'000	All-in model with/without performance dependency	All-in model with/without performance dependency	All-in model with/without performance dependency	
Collective investments from 250'000	All-in model with/without performance dependency	All-in model with/without performance dependency	All-in model with/without performance dependency	All-in model without performance dependency

Performance LLB Comfort World ESG (CHF)

CHF investments would have performed as follows from 31.12.1996 to 31.12.2024:



The performance of the investment strategies is presented on the basis of the strategic asset allocation. Market indices with weightings as of December 2024 are used as the data basis for each asset class. The period from 12.1996 to 12.2024 covers five extreme events on the global equity markets (Asian crisis in 1998, dot-com bubble in 2000, real estate and financial crisis in 2008, coronavirus crisis in 2020, monetary policy tightening in 2022).

Performance at a glance

	Fixed income	Conservative	Yield	Balanced	Growth	Shares
Historical return per year (12.1996–12.2024 years)	2.8%	3.1%	3.7%	4.6%	5.4%	5.9%
Maximum break-even period after an extreme event	22 months	38 months	41 months	64 months	66 months	74 months

This publication is a marketing communication in terms of the Markets in Financial Instruments Directive (MiFID II, 2014/65/EU).

Legal information

General information

The contents of this publication are intended for information purposes only. The information contained herein constitutes neither an invitation, nor an offer, nor a personal recommendation to buy or sell products or to enter into transactions of any kind. The information does not take into account the specific or future investment objectives, the tax or financial position, or the individual requirements of the recipient of this publication. Potential clients should therefore always ensure that they obtain advice from a qualified specialist before they make investment decisions.

Risk warning

Potential clients should be aware that product prices can decrease as well as increase. For this reason, any information about historical performance does not represent a guarantee for a product's current or future performance. The described performance does not take into consideration any commissions or costs incurred in relation to unit subscriptions and redemptions. Commissions and costs have a negative effect on performance.

No warranty or guarantee

The contents of this publication were compiled with utmost care. The information and opinions presented here originate from sources which we deem to be reliable. Nevertheless, we do not assume any liability for the accuracy, completeness or timeliness of the information contained in this publication. All liability for loss or damage of any kind that may arise from the use of this publication is excluded.

Asset management with maximum comfort

It's not always easy to make the right investment decisions. Long- and short-term goals need to be considered, as do developments on the international financial markets. With our Comfort asset management option, you can tend to things that you're more interested in – and leave it to our experts to maintain your portfolio in optimal condition. We would be pleased to handle the management of your assets – in line with your interests as well as the investment strategy that we'll define together with you. Our investment experts will analyse and evaluate the financial markets continuously on your behalf and make timely, automatic adjustments to your portfolio to suit prevailing market conditions. Continuous monitoring of your portfolio, broad asset diversification and detailed reporting give you security. And that gives you more time to spend on other things that are just as important to you.



Security and monitoring

- Personal investment strategy with optional customisation
- Continuous monitoring of your portfolio



Advisory services and management

- Personal advice tailored to your needs
- Investment decisions delegated to specialists at the bank
- Access to investment specialists
- Annual strategic discussion and performance analysis of your portfolio
- Tax report



Optimisation and performance

- Active and professional asset management
- Continuous portfolio adjustment to suit prevailing market conditions
- Detailed performance reports

Your benefits at a glance

Comprehensive strategy advice

In our initial meeting, we will analyse your current asset position and your investment objectives. This will take account of other factors, such as your expectations of yield, risk tolerance, investment horizon, liquidity requirements and sustainability preferences. We will then work with you to define a tailor-made investment strategy for you.

Professional asset management

We will invest in a widely diversified range of assets and actively manage your portfolio, based on your investment profile and the chosen investment strategy. For investment volumes of less than 1.0 million, we recommend asset management without individual securities to ensure diversification and reduce costs.

Transparency

We will provide detailed and regular updates on the performance of your assets – in transparent performance reports, designed in line with GIPS standards.

More time for you

We take the burden off you by assuming responsibility for daily investment decisions and handling administration of the custody account.

Sustainable investment out of conviction

Our sustainability approach is designed to actively meet the challenges currently facing humanity, such as climate change. With our investment solution, you can choose your degree of sustainability with «ESG» and «ESG+».

Head office

Liechtensteinische Landesbank AG

Städtle 44 | P. O. Box 384 | 9490 Vaduz | Liechtenstein
T +423 236 88 11 | F +423 236 88 22 | llb@llb.li

Branches

Balzers

Höfle 5 | 9496 Balzers | Liechtenstein
T +423 388 22 11 | F +423 388 22 22

Eschen

Essanestrasse 87 | 9492 Eschen | Liechtenstein
T +423 377 55 11 | F +423 377 55 22

llb.li