

llb 1861

llb 1861

2024 Annual Business Result Media and analyst conference of the LLB Group

Zurich, 21 February 2025

Media and analyst conference of the LLB Group

Agenda

Introduction

Georg Wohlwend, Chairman BoD

Financial result 2024

Christoph Reich, Group CFO

ACT-26 strategy and outlook

Gabriel Brenna, Group CEO

Q&A

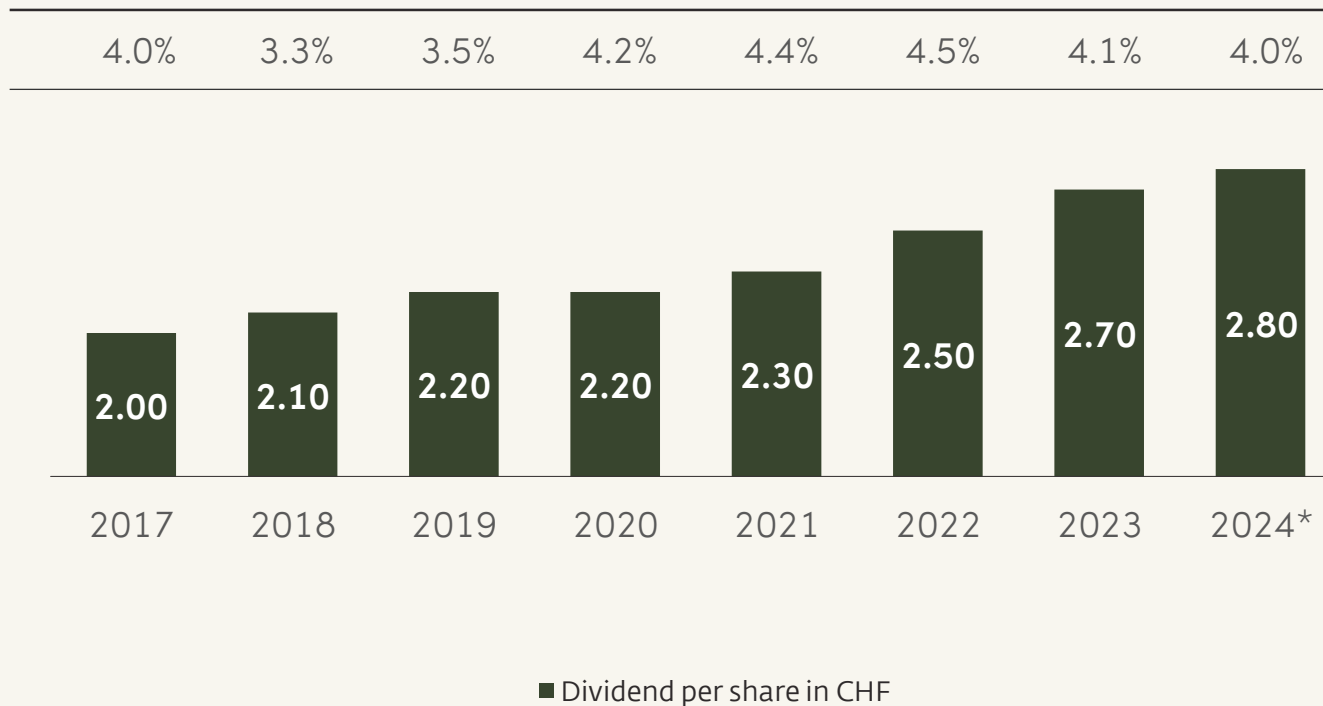
LLB-Group continued success



- **Very good** business result
- **Pleasing** growth
- **Effective** strategy

Dividend increase of 20 Rappen or 4 per cent

Dividend yield



- Attractive and long-term dividend development
- > 50 per cent distribution ratio of Group net profit
- Strive to continually increase the dividend

* Proposal of the Board of Directors to the General Meeting of Shareholders of 16th April 2025

Proposals for re-election to the Board of Directors



Leila Frick-Marxer



Dr. Karl Sevelda

New member of the Group Executive Board

Michael Hartmann



Michael Hartmann

Urs Müller

Financial result 2024

Group result at a glance

Net new money

CHF **2.8 billion**
(+3.2 %)

Group net profit

CHF **167.2 million**
(+1.5 %)

Cost Income Ratio

66.4 %
(+2.1 pp)

Net new loans

CHF **1.1 billion**
(+7.4 %)

Business volume

CHF **113.5 billion**
(+11.0 %)

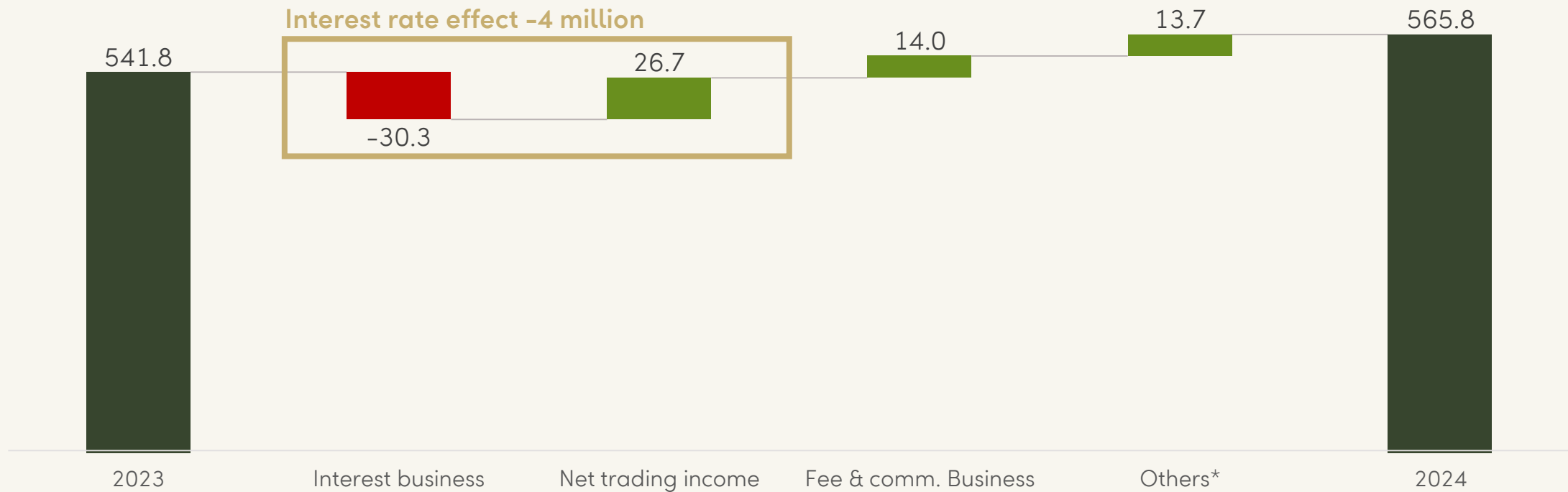
Tier 1 ratio

18.8 %
(-1.0 pp)

Operating income

4-per cent increase

Operating income (in CHF millions)



* Mainly release expected credit losses

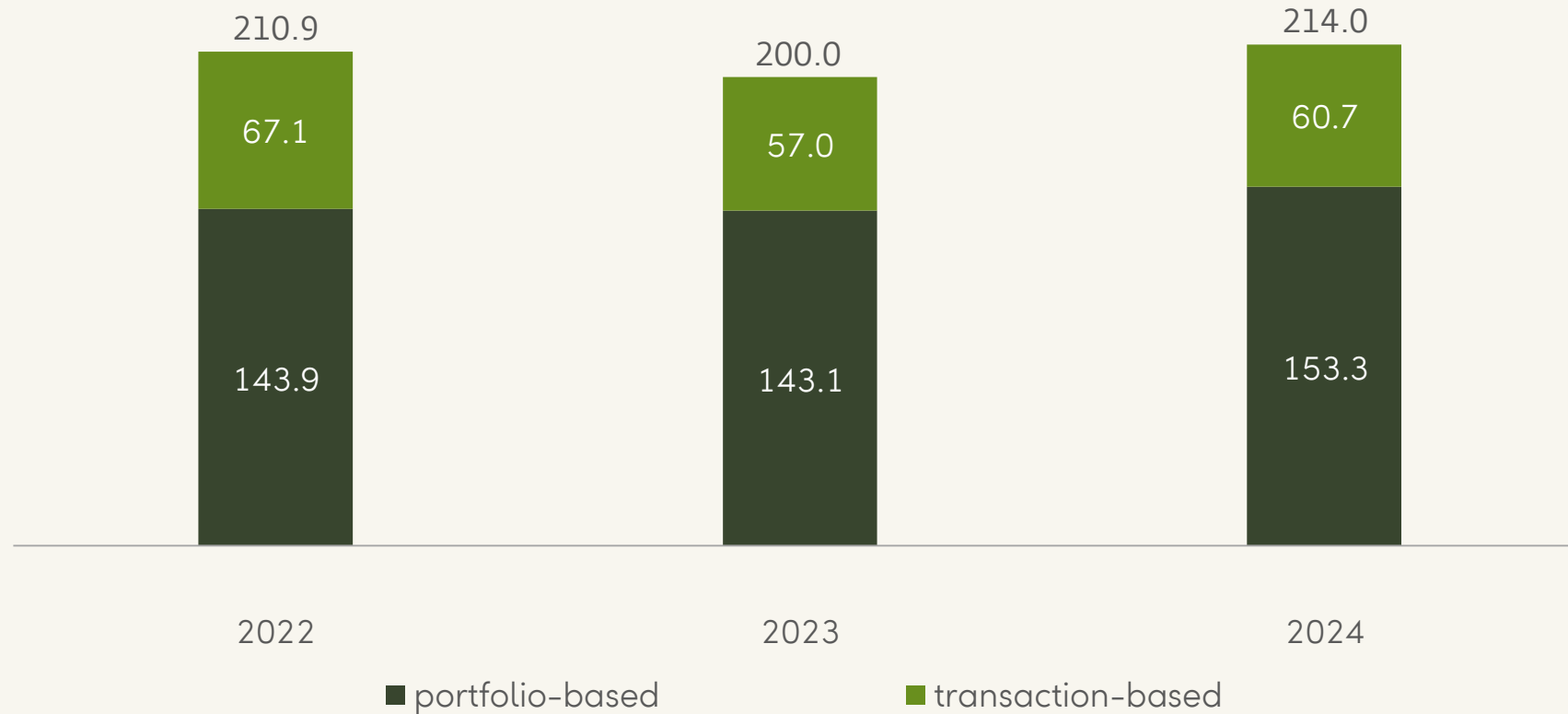
Strategic investments increase total headcount

Operating expenses (in CHF millions)



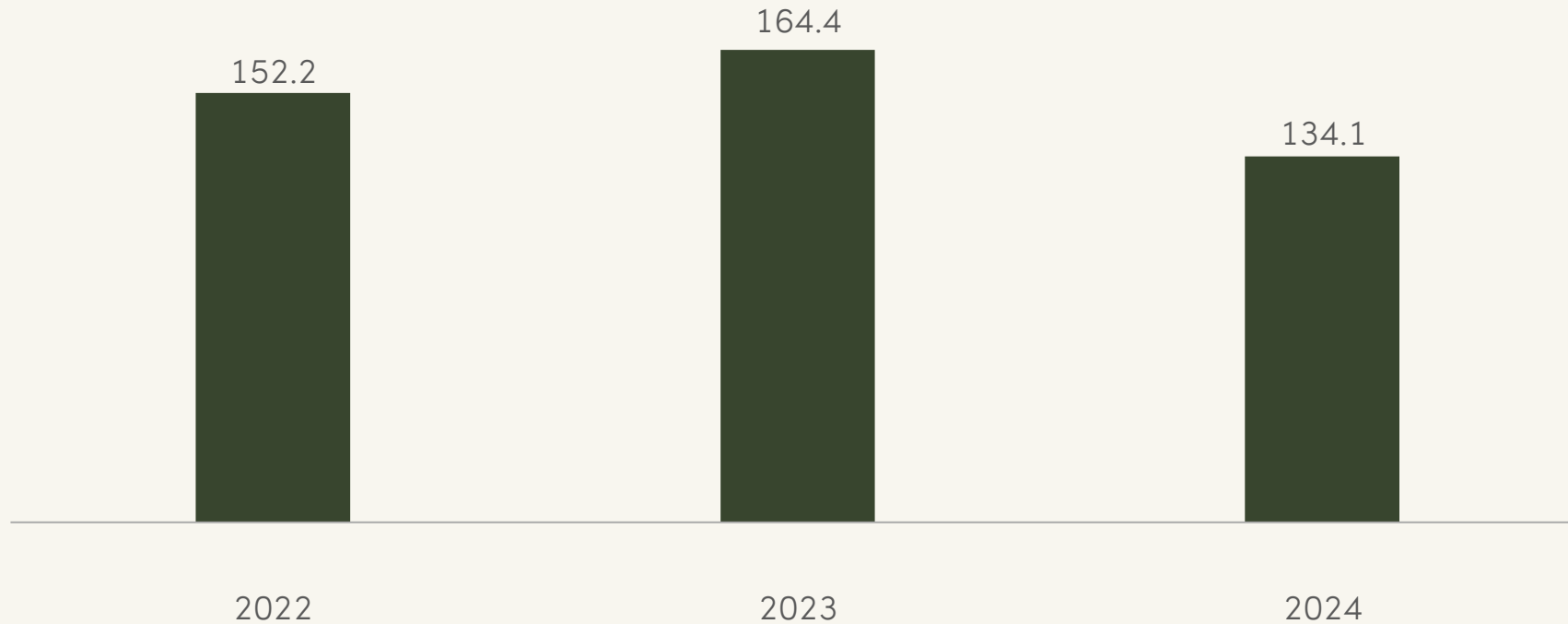
Stable basis for sustained recurring income

Net fee and commission income (in CHF millions)



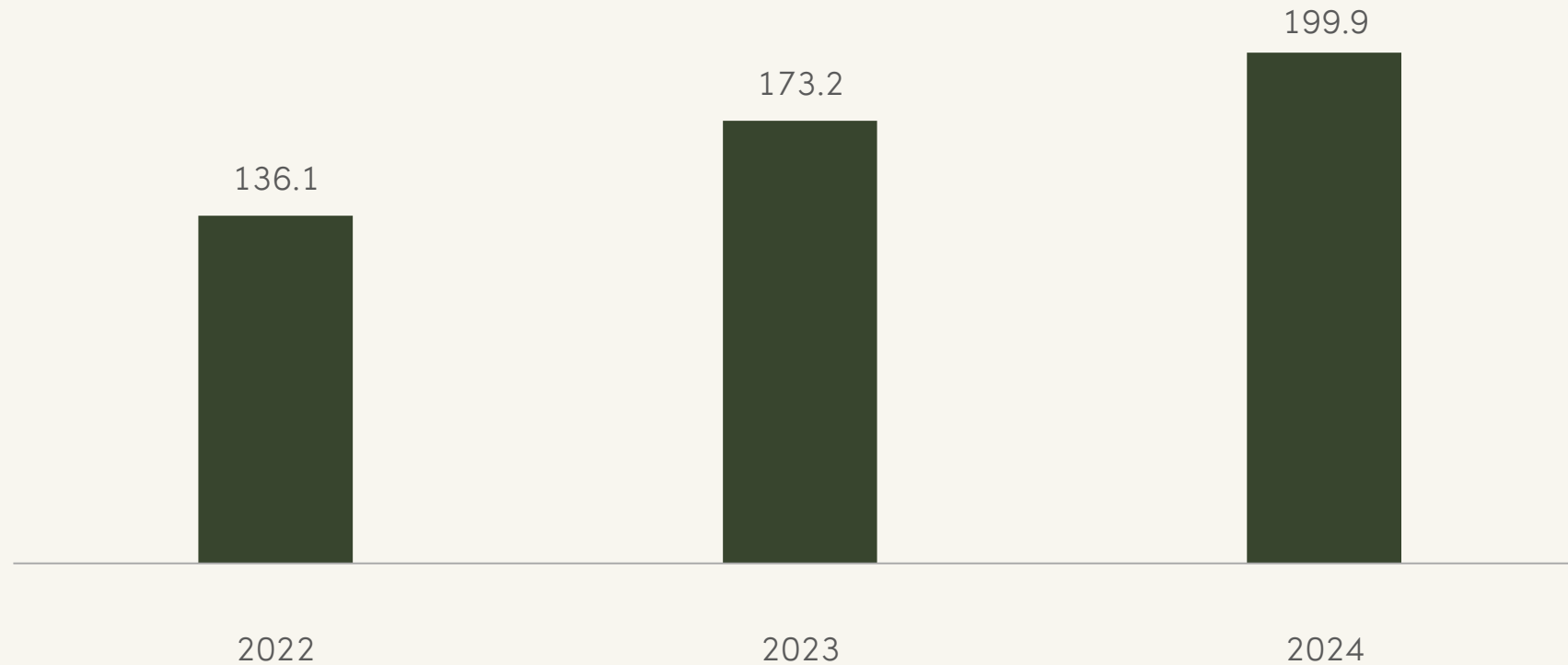
Higher interest paid on client assets

Interest income before expected credit loss expense (in CHF millions)



Interest rate differential on foreign currencies has positive effect

Net trading income (in CHF millions)



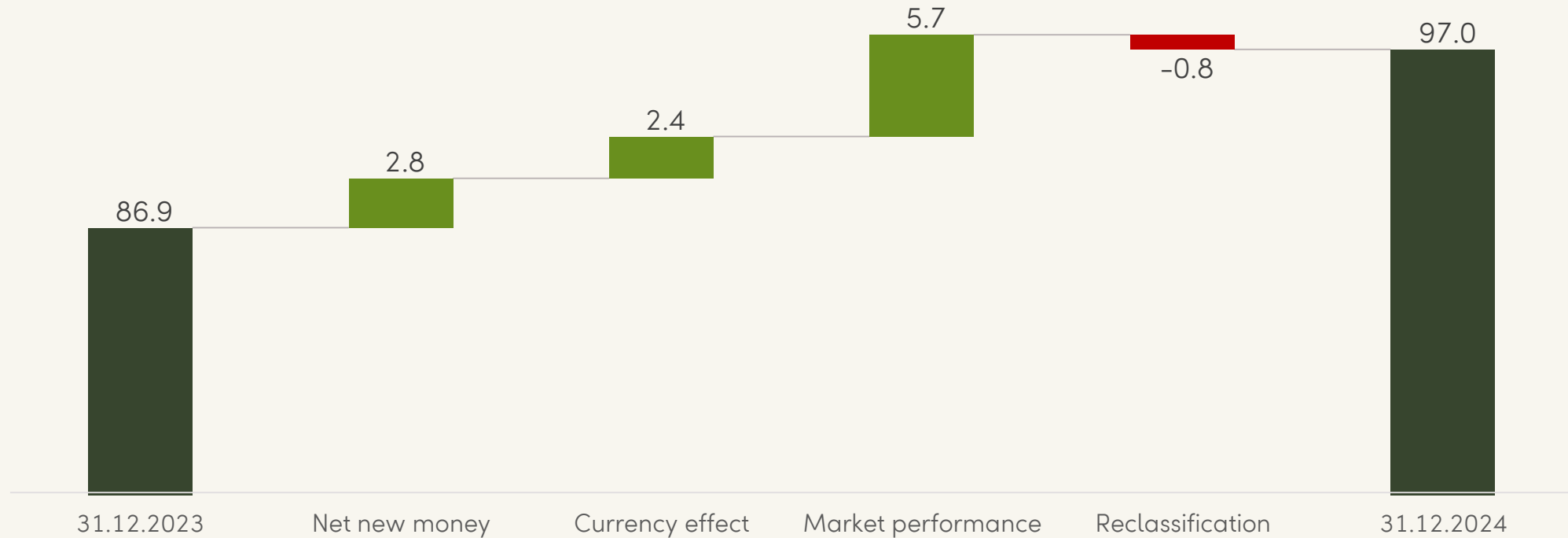
Mortgages rise to just under CHF 15 billion

Loans to clients (in CHF billions)



All-time record with client assets

Development of assets under management (in CHF millions)



Diversified business model as success factor

	Retail & Corporate Banking	International Wealth Management
Business volume (in CHF billions)	37.5	75.0
Net new money (in CHF millions)	+984	+1'303
Growth rate (p.a. in %)	+4.7	+2.0
Net new loans (in CHF millions)	+953	+200
Growth rate (p.a. in %)	+6.5	+23.7
Employees (full-time equivalents, in positions)	321	275
Profit before taxes (in CHF millions)	169.1	116.9
Change compared with previous year (in %)	+18.0	-4.6

Financial strength and stability

in CHF billions	31.12.2022	31.12.2023	31.12.2024
Balance sheet total	25.2	25.7	27.8
Risk-weighted assets	8.5	8.9	10.0
Common equity tier 1 (CET1)	1.7	1.8	1.9
in %			
Return on equity	7.2	7.9	7.7
Tier 1 ratio / CET1 ratio	19.7	19.8	18.8
Liquidity coverage ratio (LCR)	162	164	158
Leverage ratio	6.4	6.7	6.5
Moody's deposit rating	Aa2	Aa2	Aa2

LLB continues to grow

- Record business volume of over CHF 113 billion
- Organic growth of nearly CHF 4 billion

LLB increases profitability

- Higher Group net profit compared with previous year
- Best Group business result for 15 years

LLB invests in the future

- Investments in line with strategy
- Fundamentals for future growth put in place

ACT-26 strategy and outlook

ACT-26



ACcelerate

We will accelerate our previous growth.

Transform

We will become more client-focused, efficient and sustainable.

Our strategic core elements



Growth



Efficiency



Sustainability

Dual positioning

Strengths of the LLB Group



#1 in Liechtenstein
and the region



A secure and responsible
international private bank

Takeover of ZKB Österreich



Key figures (per 31.12.2024)

- Assets under management: EUR 3.4 billion
- Operating income: EUR 37 million
- Profit for the year: EUR 8 million*

* Includes performance fees (profit for the year 2023: EUR 2.9 million)

Growth in Germany

Three new locations



Munich



Frankfurt



Düsseldorf

Outstanding investment and advisory competence

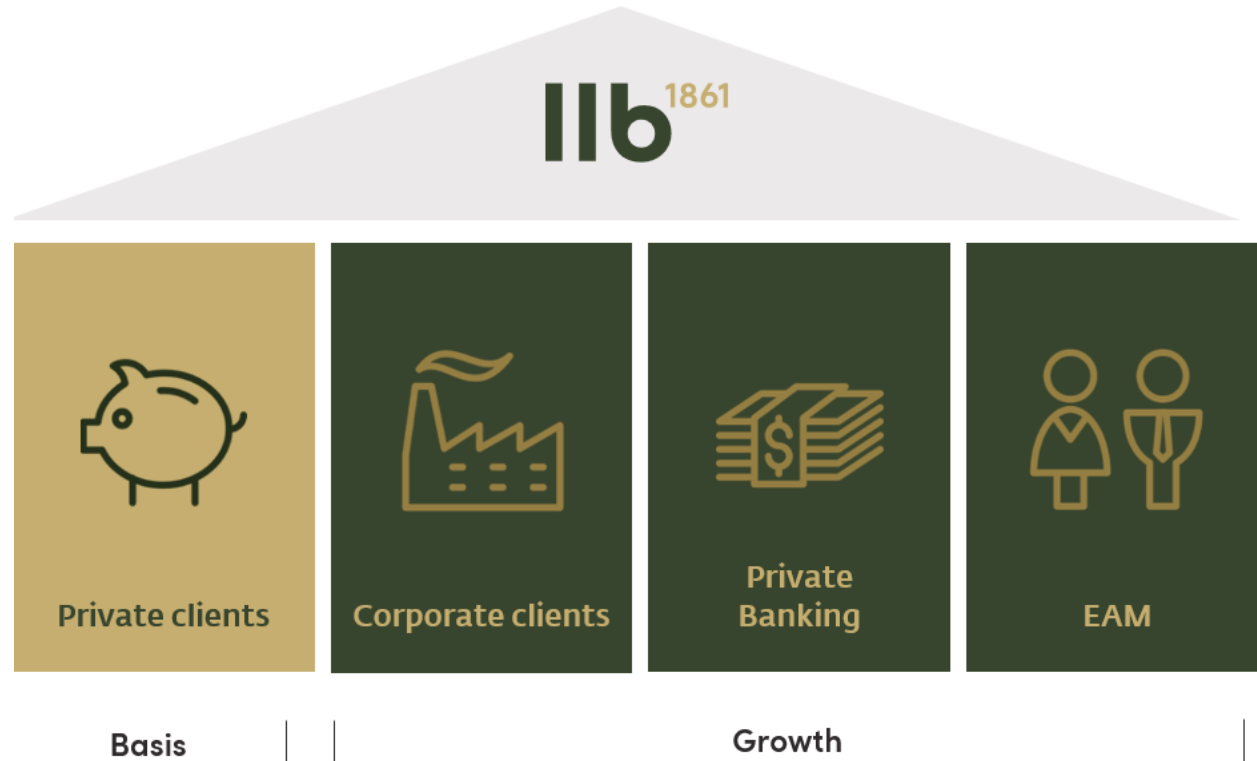
- „Leading Overall Manager“
- Rated „Very good“
- „Best Private Banking“
- „Outstanding Wealth Management“



Growth Switzerland

New business areas and locations


Business areas




New location in Zurich



Efficiency and digitalisation



Expansion and modernisation
Client interaction




Digitalisation and scaling
Processes



Investment of
CHF 100 million by 2026

Digital success with wiLLBe

- Digital **saving** and **investing**
- Continual **expansion** of the app
 - Investing
 - Call money
 - Fixed deposits
- More **new** features 2025



Sustainability

LLB Group well on course



100% climate neutral bank operations via compensation	S&P Rating (65% percentile) with very strong e-performance	85% renewable energy	Mobility management 2.0
Social Volunteering Days	Member of seven leading initiatives – e.g. Principles for Responsible Investment / Banking	LLB environment Mortgage 2.0	Significant reduction GHG emission since 2019
2 Impact Climate Investment Funds	Around 700 ESG provisions considered	First class employer	0% new investments in oil/gas
Christmas in a shoe box	Sustainability approach in Treasury & Asset Management	Support for childrens` aid organisation	Suppliers` code of conduct

Strategic goals

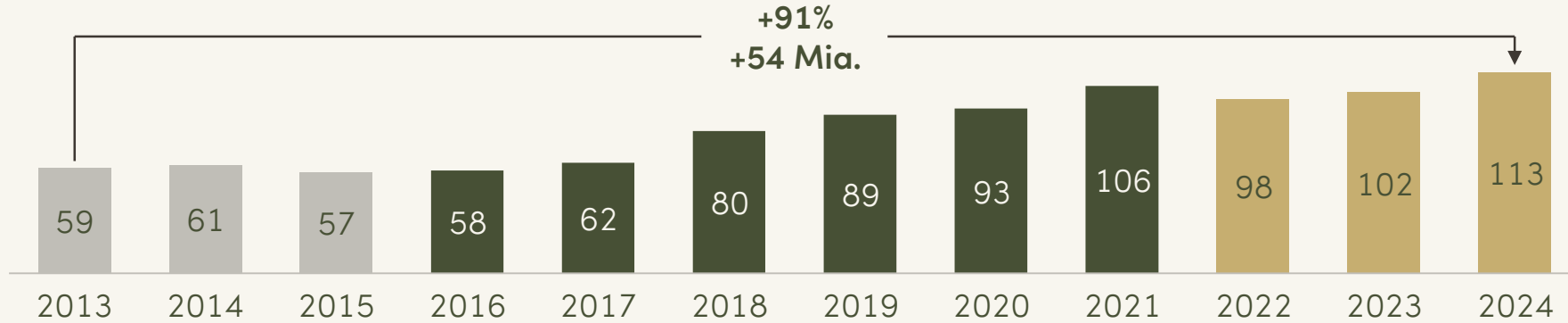
Successes and progress

Core element	Goal		2024	
Growth	Net new money	> 3 % p.a.	3.2 %	
	Net new loans	> 3 % p.a.	7.4 %	
Efficiency	Cost Income Ratio 2026	65 %	66.4 %	
Sustainability	Net zero CO ₂	2040	On track	
Security	Tier 1 ratio	> 16 %	18.8 %	

LLB-Group with profitable growth

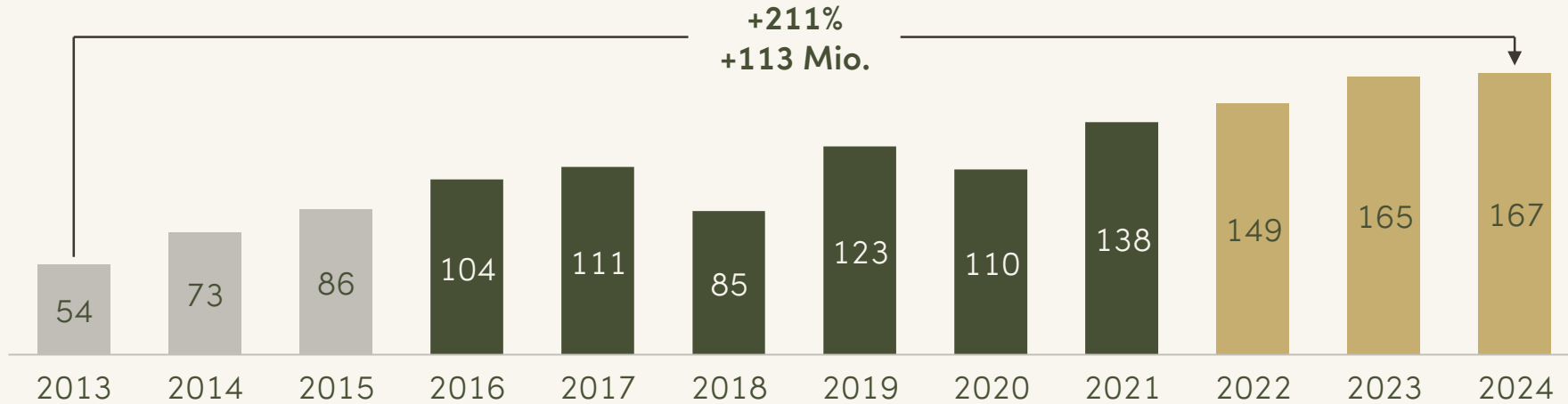
Business volume

in CHF billions



Group net profit

in CHF millions



Strategy period

Fokus 2015

StepUp 2020

ACT-26



Business model
diversified and robust



Strategy
clear and forward-looking



Growth
long-term and profitable

Q&A

Contact and financial calendar

Contact

Liechtensteinische Landesbank AG

Cyrill Sele

Head Group Corporate Communications
& Sustainability

Städtle 44
9490 Vaduz
Liechtenstein

Telephone +423 236 82 09

E-mail communications@llb.li

Internet llb.li

Financial calendar

Release of the Annual Report 2024

Monday, 17 March 2025

33rd Annual General Meeting of Shareholders

Wednesday, 16 April 2025

Thank you

The information contained in these documents does not constitute an offer or an individual recommendation or solicitation to buy or sell investment instruments or to engage in any other transaction. They are for informational purposes only. The information used herein has been obtained from sources that we believe to be reliable, but for the trustworthiness of which LLB accepts no liability. LLB also assumes no liability or guarantee for the accuracy, balance and completeness of the information. The content of these documents is subject to change at any time, and LLB is under no obligation to update these documents or to inform recipients of these documents of any changes. All disclosures, in particular price details and information on costs, risks and opportunities, are provided without guarantee.

LLB does not provide legal or tax advice in connection with any investment ideas, services or products. It is the responsibility of the clients or interested parties to obtain appropriate advisory services from independent legal or tax advisors. Before making investment decisions or decisions in which tax aspects play a role, please seek advice from qualified personnel. The value of an investment can go up or down. Investments in foreign currencies are also subject to currency fluctuations. The future performance of investments cannot be derived from past price performance.

LLB excludes, without limitation, any liability for any loss or damage (whether direct, indirect and consequential) of any kind whatsoever arising out of or in connection with the use of these documents. These documents and their contents are not intended for persons who are subject to a legal system that prohibits the distribution or transfer of these documents or makes them subject to the existence of a corresponding authorization. Persons who come into possession of these documents must inform themselves of any restrictions and comply with them. All rights to the representations used in these documents (images, graphics, etc.) remain with LLB or the respective rights holders.