

CREDIT OPINION

29 July 2025

Update

Send Your Feedback

RATINGS

Liechtensteinische Landesbank AG

Domicile	Liechtenstein
Long Term CRR	Aa1
Type	LT Counterparty Risk Rating - Dom Curr
Outlook	Not Assigned
Long Term Debt	Not Assigned
Long Term Deposit	Aa2
Type	LT Bank Deposits - Fgn Curr
Outlook	Stable

Please see the [ratings section](#) at the end of this report for more information. The ratings and outlook shown reflect information as of the publication date.

Contacts

Bernhard Held, CFA +49.69.70730.973
VP-Sr Credit Officer
bernhard.held@moodys.com

Alexander Hendricks, +49.69.70730.779
CFA
Associate Managing Director
alexander.hendricks@moodys.com

Carola Schuler +49.69.7073.0766
MD-Banking
carola.schuler@moodys.com

» Contacts continued on last page

Liechtensteinische Landesbank AG

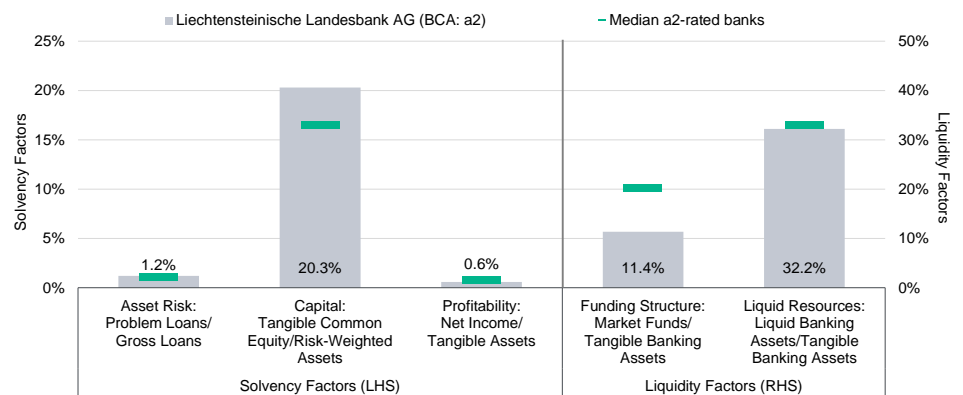
Update to credit analysis

Summary

[Liechtensteinische Landesbank AG](#) (LLB)'s Aa2 deposit ratings reflect the bank's a2 BCA and the application of our Advanced Loss Given Failure (LGF) analysis to its liabilities, indicating a very low loss given failure and resulting in two notches of rating uplift. The ratings incorporate one notch of additional rating uplift from government support by the Principality of Liechtenstein due to the Vaduz-based bank's ownership structure and high importance to the Liechtenstein banking system.

LLB's a2 BCA reflects the bank's solid capitalisation providing a strong mitigant to potential losses, as well as its sound liquidity and funding profile. We also do not foresee a meaningful or sustained reduction in its capital buffers. In assessing LLB's funding mix and liquidity profile, we have taken into account some concentration towards more confidence-sensitive deposits within the bank's private banking activities. These risks are to a large extent mitigated through high cash balances and the strength and proven stability of the bank's deposit franchise in domestic retail and corporate banking. LLB's asset quality risks are limited, despite high sector concentrations in the Swiss and Liechtenstein real estate markets. The BCA further considers LLB's adequate and very stable profitability which we expect to remain supported by solid fee income and disciplined cost management.

Exhibit 1
Rating Scorecard - Key financial ratios



Source: Moody's Ratings

Credit strengths

- » Diversified business model with growing wealth management activities
- » Strong capitalisation, including sizeable buffers above regulatory minimum requirements
- » Limited reliance on wholesale funding sources and sound liquidity

Credit challenges

- » Geographically concentrated mortgage loan book and high exposure to local companies
- » Further improvement in the bank's moderate profitability will require continued successful execution of its 'ACT-26' strategy

Rating outlook

- » The stable outlook on the long-term bank deposit and issuer ratings reflects our expectation of a continued stable development of LLB's key financial factors and a largely unchanged liability structure.

Factors that could lead to an upgrade

- » LLB's long-term deposit and issuer ratings could be upgraded in case of an upgrade of the bank's a2 BCA or following a sizable increase in the stock of bail-in-able liabilities.
- » A BCA upgrade could principally follow a shift towards a more diversified asset mix with significantly lower concentration risks to real estate markets in Liechtenstein and Switzerland, accompanied by an even stronger capitalisation.

Factors that could lead to a downgrade

- » LLB's long-term deposit and issuer ratings could be downgraded in case of a downgrade of the bank's a2 BCA or following a significant decline in the stock of loss-absorbing liabilities, in particular if the stock of the bank's junior deposits and lower-ranking liabilities accounted for a significantly lower share of the bank's tangible banking assets than we currently assume.
- » A BCA downgrade could result from a weakening of LLB's combined solvency profile, in particular following a more material deterioration in its asset quality potentially resulting from a marked slowdown in the real-estate markets of Liechtenstein or Switzerland; a significant and persistent decline in the bank's capitalisation; or additional acquisitions that are unduly aggressive from a commercial, financial or operational risk viewpoint.

This publication does not announce a credit rating action. For any credit ratings referenced in this publication, please see the issuer/deal page on <https://ratings.moody's.com> for the most updated credit rating action information and rating history.

Key indicators

Exhibit 2

Liechtensteinische Landesbank AG (Consolidated Financials) [1]

	12-24 ²	12-23 ²	12-22 ²	12-21 ²	12-20 ²	CAGR/Avg. ³
Total Assets (CHF Billion)	27.5	25.4	25.2	25.1	23.6	3.9 ⁴
Total Assets (USD Billion)	30.3	30.2	27.2	27.5	26.7	3.3 ⁴
Tangible Common Equity (CHF Billion)	2.0	1.9	1.9	1.8	1.8	3.5 ⁴
Tangible Common Equity (USD Billion)	2.2	2.3	2.1	2.0	2.0	2.8 ⁴
Problem Loans / Gross Loans (%)	1.2	1.1	1.4	1.2	1.4	1.3 ⁵
Tangible Common Equity / Risk Weighted Assets (%)	20.3	21.9	22.6	20.4	22.2	21.5 ⁶
Problem Loans / (Tangible Common Equity + Loan Loss Reserve) (%)	9.5	8.2	10.0	8.7	10.3	9.3 ⁵
Net Interest Margin (%)	0.5	0.7	0.6	0.6	0.7	0.6 ⁵
PPI / Average RWA (%)	2.0	2.2	2.0	1.9	1.7	2.0 ⁶
Net Income / Tangible Assets (%)	0.7	0.7	0.3	0.7	0.5	0.6 ⁵
Cost / Income Ratio (%)	66.1	64.0	64.6	65.7	69.6	66.0 ⁵
Market Funds / Tangible Banking Assets (%)	11.4	10.3	12.7	14.8	11.1	12.0 ⁵
Liquid Banking Assets / Tangible Banking Assets (%)	32.2	34.1	37.0	41.7	39.9	37.0 ⁵
Gross Loans / Due to Customers (%)	79.9	78.4	76.4	76.2	74.2	77.0 ⁵

[1] All figures and ratios are adjusted using Moody's standard adjustments. [2] Basel III - fully loaded or transitional phase-in; IFRS. [3] May include rounding differences because of the scale of reported amounts. [4] Compound annual growth rate (%) based on the periods for the latest accounting regime. [5] Simple average of periods for the latest accounting regime. [6] Simple average of Basel III periods.

Sources: Moody's Ratings and company filings

Profile

Liechtensteinische Landesbank AG (LLB¹) is majority owned by the Principality of Liechtenstein. It operates as a universal bank in Liechtenstein and Switzerland, and offers private banking and asset management services, including in Austria through Liechtensteinische Landesbank (Oesterreich) AG (LLB Austria).

In 2022, LLB completed its acquisition of Bank Linth LLB AG (Bank Linth). As a result, the share of the Principality of Liechtenstein in LLB was moderately diluted to 56.3% since year-end 2022 from 57.5% previously. By law, the Government of Liechtenstein must hold a minimum share of 51%.

LLB introduced a one-brand strategy unifying Liechtensteinische Landesbank AG, Bank Linth (now LLB (Schweiz) AG) and LLB Austria under the common LLB brand. Also, the bank restructured its operations in Switzerland, where it closed smaller branches and added branches in Zurich and St. Gallen. Furthermore, LLB opened three additional business locations in Germany in 2024. This expansion aims to facilitate organic growth following the group's entry into the German market through its digital asset management brand "wiLLBe".

In January 2025, LLB closed the acquisition of [Zuercher Kantonalbank's](#) (ZKB, Aaa/Aaa stable, a1²) Austrian private banking operations, which will add around CHF3.4 billion to LLB Austria's around CHF32 billion of client assets under management.

As of year-end 2024, LLB reported CHF27.8 billion in group-wide total assets and CHF97.0 billion in client assets under management. The group's other largest foreign subsidiary LLB (Schweiz) AG had CHF9.1 billion in total assets.

Weighted Macro Profile of Strong (+)

We derive the Strong (+) Weighted Macro Profile of LLB from its geographic breakdown of credit risk-weighted assets. As of year-end 2024, LLB's exposures are strongly focused on Switzerland, Liechtenstein and to a lesser extent Austria, all of which have Strong (+) Macro Profiles.

Detailed credit considerations

Strong capital reflects the bank's preference for prudent buffers

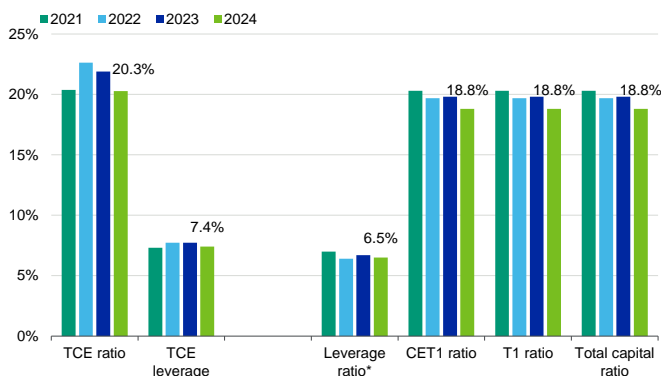
The aa3 Capital score assigned to LLB is two notches below its initial score and strongly supports the bank's credit profile. Our assessment reflects the bank's very high capital buffers against regulatory minima, but also our expectation that the bank will at least temporarily keep its regulatory capitalisation ratios well below historic levels of 20%. This decline is driven both by the acquisition of ZKB Austria and by the initial risk-weighted assets updrift under Basel IV rules.

The gap between LLB's (higher) TCE and its Common Equity Tier 1 (CET1) capital ratios as of year-end typically reflects the deduction of planned dividends from the regulatory capital ratio and our only partial recognition of capital components shown as "other comprehensive income" in LLB's equity.

LLB conservatively measures its risk-weighted assets (RWA) under the standardised approach. Applying this approach, LLB has consistently maintained very strong regulatory capital ratios, consisting entirely of high-quality CET1 capital. These levels far exceed the bank's capital requirements (see Exhibits 3 and 4), constituting a strong positive signaling effect for the bank's private banking customers and its outside investors. We deem this critical in light of strong competition from the bank's Swiss and local competitors as well as the huge size of the domestic banking sector compared with the country's gross domestic product.

Exhibit 3

LLB maintains solid and high-quality capital and leverage ratios Data as a percentage of risk-weighted assets; TCE leverage as a percentage of tangible assets

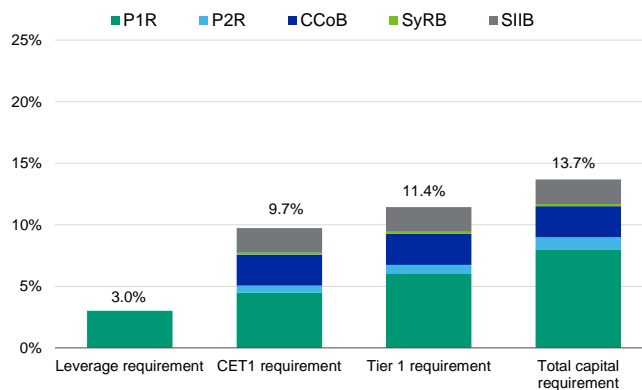


*The regulatory leverage ratio compares LLB's Tier 1 capital with the bank's exposure at default (EAD).

Source: Moody's Ratings

Exhibit 4

LLB's regulatory capital and leverage requirements for 2024 Data as a percentage of risk-weighted assets; leverage ratio as a percentage of EAD



CCoB = Capital conservation buffer; SIIB = Systemically important institutions buffer; P1R/P2R = Pillar 1 and 2 requirement; SyRB = Systemic risk buffer.

Source: Moody's Ratings

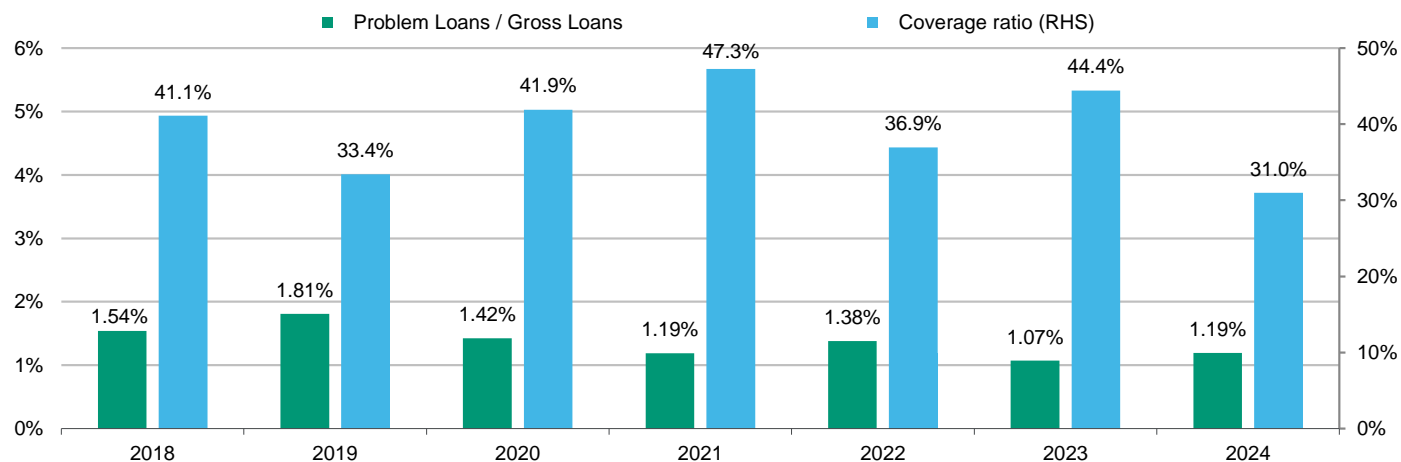
High concentration in the local real estate market and private banking risk profile drive our asset risk assessment

Our assigned a3 Asset Risk score is three notches below the bank's initial score and is based on LLB's low problem loan ratio with the downward adjustment mainly capturing the typical risks applicable to all private banking activities, such as a high sensitivity to reputational, legal and operational risks. The a3 assigned score also reflects LLB's high concentration in the Liechtenstein and eastern Swiss real estate markets.

Exhibit 5

LLB's problem loans have remained within a tight range of 1%-2% over the last few years

Data in percentage



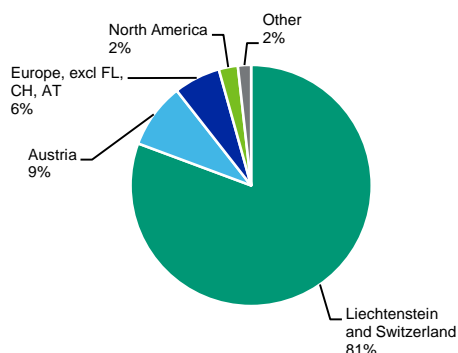
The coverage ratio compares loan loss reserves with problem loans (gross Stage 3 loans under IFRS).

Source: Moody's Ratings

LLB aims to further expand its private banking operations, most recently through its expansion into the German market in 2024 and the acquisition of ZKB Oesterreich AG. These operations usually exhibit low credit risk, but expose banks to a greater degree to market, operational and reputational risks. LLB has established a track record of successfully navigating and managing these risks and has experienced no meaningful cases of litigation or similar proceedings over the past ten years.

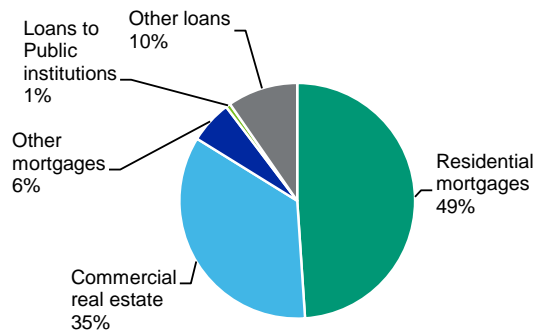
A large proportion of LLB's loan book is collateralised by real estate, in particular by properties located in Switzerland (with a focus on the northeastern areas close to Liechtenstein in the 'Linth' region) and Liechtenstein. This gives rise to concentration risks towards the property sector in a geographically small area, which is mitigated by a strong focus of the bank's real estate lending activities on loans with moderate loan-to-value ratios, typically well below 80%. Furthermore, around two-thirds of the value of LLB's mortgages is focused on residential mortgage lending. Compared with real estate exposures, LLB's corporate lending activities to sectors outside the real estate segment are very limited, and so are LLB's Lombard loans³ that it hands out within its private banking segment.

Exhibit 6
LLB's exposure at default by region
 Data in percentage as of year-end 2024



AT = Austria; CH = Switzerland; FL = Liechtenstein.
 Sources: Moody's Ratings and company reports

Exhibit 7
LLB's exposure at default by customer
 Data in percentage as of 31 December 2024



Sources: Moody's Ratings and company's disclosure report

Solid franchise and diversified revenue base support stable profit

Our assigned baa2 Profitability score for LLB is at the level of the initial score. Our assessment takes into account LLB's diversified revenue base, which combines capital market-related asset management and private banking activities with domestic corporate and retail banking activities. This will enable LLB to maintain its very stable level of profitability above 50 basis points of tangible assets.

LLB's operating revenue is mainly driven by net fee and commission income, which is mostly derived from recurring asset custody and private banking fees and which tends to follow assets under management (AuM) volume developments. In addition, a high share of LLB's operating revenue is driven by interest rates, including both net interest income and large parts of its trading result, insofar as it reflects gains from carry trades, mainly in US dollar. As a result of continued declines in policy rates for US dollar, Swiss franc and euro, we expect interest-rate driven revenue to further soften moderately in 2025, despite rising lending and deposit volumes.

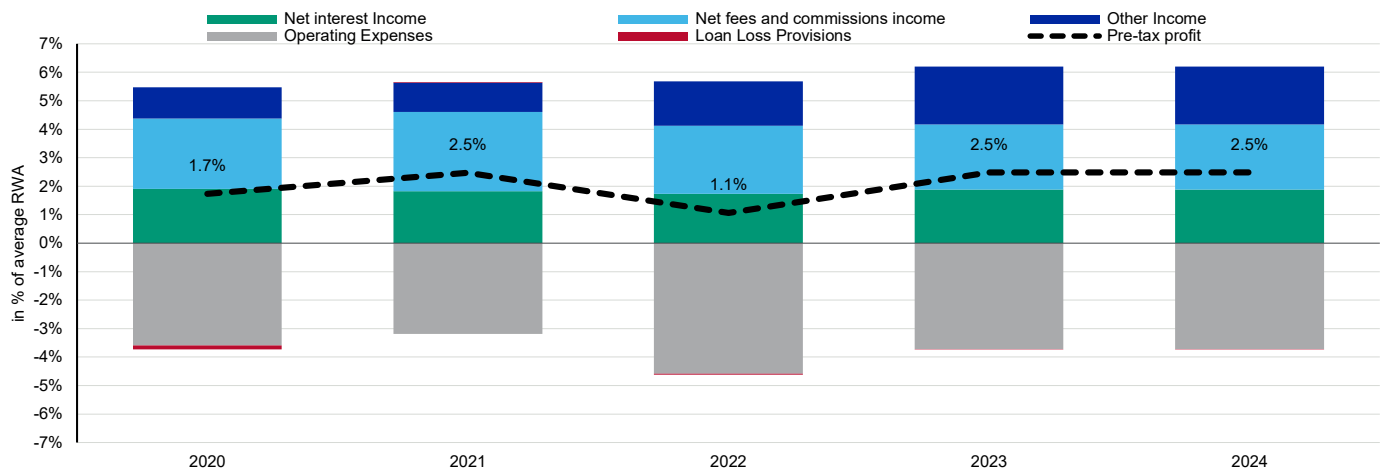
Under its 'ACT-26' growth and transformation program, the bank aims to reduce its cost-to-income ratio to around 65%, as the bank's cumulative CHF100 million investment in efficiency and digitalisation increasingly improves the scalability of operations.

LLB aims for a net-new-money-driven growth of 3% of its Assets under Management under 'ACT-26', which it met in 2024, despite industrywide challenges for active asset managers and fund services that also held back LLB's AuM growth.

Exhibit 8

Higher US dollar interest rates have supported LLB's trading income from foreign-exchange transactions

Data in CHF million



Extraordinary income, mainly related to our adjustment for the actual return from pension plan assets (see endnote in text above), is not shown in the result components, but taken into consideration in the pretax profit.

Source: Moody's Ratings and company reports

Ample deposit funding base is supplemented by the moderate use of market funding

Our a3 assigned Funding Structure score has been assigned one notch below the bank's initial score. It reflects LLB's strong deposit market share in Liechtenstein and a constant inflow of granular deposits over the past few years, which mitigate the risk of unexpected outflows from the bank's concentrated and only partly insured deposit base.

We expect LLB to maintain its customer loans comfortably funded by customer deposits. Under the regulatory liquidity coverage ratio (LCR) measurement, only a small share of LLB's customer deposits qualifies as the stable type of retail deposits that is subject to a 5% run-off assumption, which underscores the more concentrated and uninsured nature of LLB's deposits, particularly those derived from the bank's private banking business.

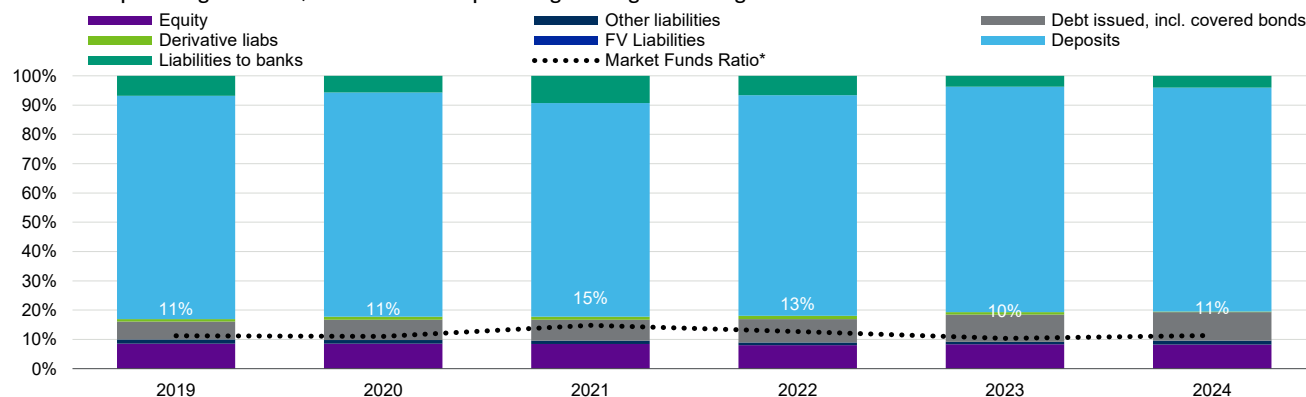
At the same time, the loan-to-deposit ratio of around 80% still gives LLB leeway to seize new lending opportunities in a currently attractive new lending margin environment. In addition to deposits, additional issuance of debt will help LLB fund its loan book growth. These new issuances have in part been driven by subordination requirements assigned by Liechtenstein's Financial Market Authority (FMA) as part of its minimum requirements for own funds and eligible liabilities (MREL).

Since February 2025, a legal framework for covered bond issuances backed by domestic mortgage loans in principle also enables LLB to source secured long-term funding, once it has completed the necessary implementation steps.

Exhibit 9

LLB's funding benefits from a sizeable deposit base

Liabilities as a percentage of assets; market funds as a percentage of tangible banking assets



*Market funds ratio = market funds/tangible banking assets.

Source: Moody's Ratings

Sizeable liquidity strongly supports LLB's credit profile

We assign an a1 Liquid Resources score to LLB, one notch above the initial score. Our assessment takes into account the bank's highly liquid balance sheet and the high-quality of its liquid assets, most of which are held in cash, as well as the bank's strong degree of compliance with regulatory liquidity requirements.

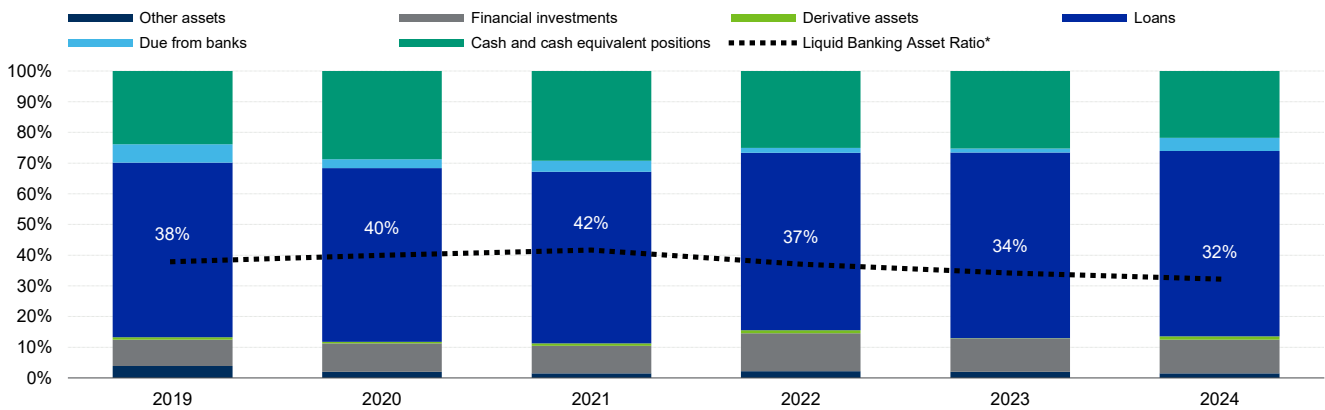
LLB holds a high proportion of its liquid resources in cash but it also has large and high-quality interbank and financial investment portfolios, mainly consisting of government and other highly rated bonds to mitigate any unexpected client deposit outflows. LLB's government bond holdings have relatively short maturities, which limits the risk of securities valuation losses.

The high stock of liquid assets limits the bank's susceptibility to risks potentially emanating from larger-than-expected outflows in its private banking deposit franchise.

Exhibit 10

LLB holds sizeable cash with the Swiss National Bank

Asset breakdown as a percentage of total assets; liquid banking assets as a percentage of tangible banking assets

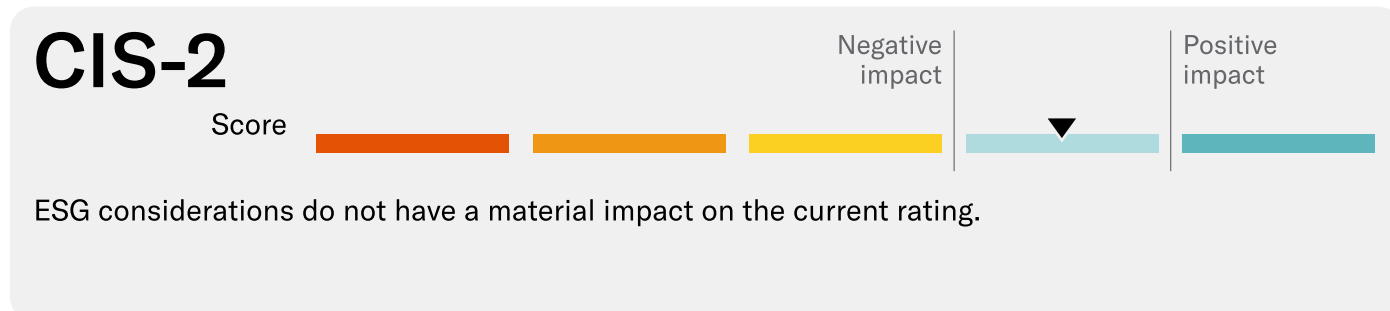


Liquid Banking Asset Ratio = Liquid Banking Assets / Tangible Banking Assets
 Source: Moody's Ratings

ESG considerations

Liechtensteinische Landesbank AG's ESG credit impact score is CIS-2

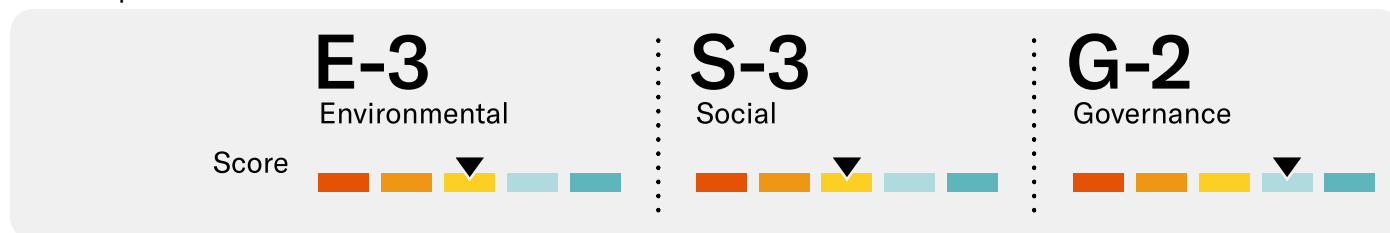
Exhibit 11
ESG credit impact score



Source: Moody's Ratings

Liechtensteinische Landesbank's (LLB) **CIS-2** reflects the limited credit impact of environmental and social factors on the rating to date and low governance risks. The bank's concentrated ownership by the Principality of Liechtenstein supports strong corporate governance practices and focuses on the evolution of the bank's long-standing financial strategy, supporting the bank's credit profile.

Exhibit 12
ESG issuer profile scores



Source: Moody's Ratings

Environmental

LLB faces moderate exposure to environmental risks primarily because of its loan portfolio exposure to carbon transition risks as a regional banking group. These risks mostly relate to the bank's moderate corporate loan book representing about 15% of the bank's lending portfolio, with the remainder of its loan exposures comprising residential real estate. In line with its peers, LLB is facing business risks and stakeholder pressure to meet broader carbon transition goals and has initiated measures to align its product offerings with the transition to a low-carbon economy.

Social

LLB faces moderate social risks related to customer relations and associated regulatory risks and exposure to litigation and it is required to meet high compliance standards. The bank's strong conduct track record demonstrates the effective management of conduct risks by developed policies and procedures as well as its focus on simple financial products and services for its domestic clientele. Further, the bank's long track record of handling sensitive customer data as well as technology solutions and organizational measures to prevent data breaches and business disruption help to manage high cyber and personal data risks.

Governance

LLB faces low governance risks, and its risk management, policies and procedures are in line with industry practices. Commensurate with its diversified banking model and multi-country operations, the bank provides high-quality and frequent external reporting. Concentrated ownership resulting from the 56.3% stake of the Principality of Liechtenstein poses governance risks, which is mitigated by the presence of independent directors and the country's developed institutional framework.

ESG Issuer Profile Scores and Credit Impact Scores for the rated entity/transaction are available on Moody's.com. In order to view the latest scores, please click [here](#) to go to the landing page for the entity/transaction on MDC and view the ESG Scores section.

Support and structural considerations

Loss Given Failure (LGF) analysis

LLB is subject to the EU Bank Recovery and Resolution Directive (BRRD), which we consider an Operational Resolution Regime. Therefore, we apply our Advanced LGF analysis, using our standard assumptions.

We apply our Advanced LGF analysis to LLB and its EU-based Austrian subsidiary, but not to its Swiss non-EU bank, considering the risks faced by the different debt and deposit classes across the liability structure at failure.

Our LGF analysis indicates that LLB's deposit ratings are likely to face very low loss-given-failure, resulting in a two-notch uplift from the bank's Adjusted BCA.

Our LGF analysis also indicates that LLB's issuer ratings⁴ are likely to face low loss-given-failure, resulting in a one-notch uplift from the bank's Adjusted BCA.

Government support considerations

We assign one notch of additional rating uplift to LLB's long-term ratings resulting from government support from the Principality of Liechtenstein. This reflects our assumption of a moderate probability of such support in the event of a stress scenario, taking into account the majority ownership by the Principality of Liechtenstein (56.3%), as well as LLB's importance to the domestic deposit-taking market and sizeable national market shares as a domestic systemically relevant financial institution. We therefore consider government support will be extended to LLB.

We further recognise the importance of wealth management activities for the Liechtenstein economy and the detrimental impact that major financial problems, which we do not expect, at one of the country's larger banks and asset managers could have on the overall perception of the country, and subsequently for similar businesses, their employees and fiscal revenue.

Methodology and scorecard

Methodology

The principal methodology we used in rating LLB was our Banks Methodology.

About Moody's Bank Scorecard

Our Bank Scorecard is designed to capture, express and explain in summary form our Rating Committee's judgment. When read in conjunction with our research, a fulsome presentation of our judgment is expressed. As a result, the output of our scorecard may materially differ from that suggested by unadjusted accounting data alone (though it has been calibrated to avoid the frequent need for strong divergence). The scorecard output and the individual scores are discussed in rating committees and may be adjusted up or down to reflect conditions specific to each rated entity.

Rating methodology and scorecard factors

Exhibit 13

Rating Factors

Macro Factors							
Weighted Macro Profile	Strong +	100%					
Factor	Historic Ratio	Initial Score	Expected Trend	Assigned Score	Key driver #1	Key driver #2	
Solvency							
Asset Risk							
Problem Loans / Gross Loans	1.2%	aa3	↔	a3	Operational risk	Geographical concentration	
Capital							
Tangible Common Equity / Risk Weighted Assets (Basel III - transitional phase-in)	20.3%	aa1	↓↓	aa3	Risk-weighted capitalisation	Expected trend	
Profitability							
Net Income / Tangible Assets	0.6%	baa2	↔	baa2	Return on assets	Expected trend	
Combined Solvency Score		aa3		a2			
Liquidity							
Funding Structure							
Market Funds / Tangible Banking Assets	11.4%	a2	↔	a3	Extent of market funding reliance	Deposit quality	
Liquid Resources							
Liquid Banking Assets / Tangible Banking Assets	32.2%	a2	↔	a1	Stock of liquid assets	Quality of liquid assets	
Combined Liquidity Score		a2		a2			
Financial Profile							
Qualitative Adjustments		a1		a2	Adjustment		
Business Diversification				0			
Opacity and Complexity				0			
Corporate Behavior				0			
Total Qualitative Adjustments				0			
Sovereign or Affiliate constraint							
BCA Scorecard-indicated Outcome - Range				a1 - a3			
Assigned BCA				a2			
Affiliate Support notching				0			
Adjusted BCA				a2			
Balance Sheet							
		in-scope (CHF Million)		% in-scope		at-failure (CHF Million)	% at-failure
Other liabilities		439		2.4%		2,098	11.6%
Deposits		16,269		89.9%		14,609	80.7%
Preferred deposits		12,039		66.5%		11,437	63.2%
Junior deposits		4,230		23.4%		3,172	17.5%
Senior unsecured bank debt		702		3.9%		702	3.9%
Junior senior unsecured bank debt		150		0.8%		150	0.8%
Equity		543		3.0%		543	3.0%
Total Tangible Banking Assets		18,102		100.0%		18,102	100.0%

Debt Class	De Jure waterfall		De Facto waterfall		Notching		LGF Notching Guidance vs. Adjusted BCA	Assigned LGF notching	Additional Notching	Preliminary Rating Assessment
	Instrument volume + subordination	Sub-ordination	Instrument volume + subordination	Sub-ordination	De Jure	De Facto				
Counterparty Risk Rating	25.2%	25.2%	25.2%	25.2%	3	3	3	3	0	aa2
Counterparty Risk Assessment	25.2%	25.2%	25.2%	25.2%	3	3	3	3	0	aa2 (cr)
Deposits	25.2%	3.8%	25.2%	7.7%	2	2	2	2	0	aa3
Senior unsecured bank debt	25.2%	3.8%	7.7%	3.8%	2	-1	1	1	0	a1
Junior senior unsecured bank debt	3.8%	3.0%	3.8%	3.0%	-1	-1	-1	-1	0	a3

Instrument Class	Loss Given Failure notching	Additional notching	Preliminary Rating Assessment	Government Support notching	Local Currency Rating	Foreign Currency Rating
Counterparty Risk Rating	3	0	aa2	-	Aa1	
Counterparty Risk Assessment	3	0	aa2 (cr)	-	Aa1(cr)	
Deposits	2	0	aa3	-	Aa2	Aa2
Senior unsecured bank debt	1	0	a1	-	Aa3	Aa3
Junior senior unsecured bank debt	-1	0	a3	-	A3	

[1] Where dashes are shown for a particular factor (or sub-factor), the score is based on non-public information.

Source: Moody's Ratings

Ratings

Exhibit 14

Category	Moody's Rating
LIECHTENSTEINISCHE LANDESBANK AG	
Outlook	Stable
Counterparty Risk Rating -Dom Curr	Aa1/P-1
Bank Deposits	Aa2/P-1
Baseline Credit Assessment	a2
Adjusted Baseline Credit Assessment	a2
Counterparty Risk Assessment	Aa1(cr)/P-1(cr)
Issuer Rating	Aa3
Junior Senior Unsecured -Dom Curr	A3
ST Issuer Rating	P-1

Source: Moody's Ratings

Endnotes

- [1](#) LLB was established in 1861 as the National Interest and Credit Institution in the sovereign Principality of Liechtenstein. In 1923, the bank was granted a certain level of autonomy, along with an unlimited state guarantee and exemption from taxation. In 1955, the financial institution was renamed as Liechtensteinische Landesbank and transformed from a rural, locally rooted savings and mortgage bank into a universal bank with international clients. Since 1993, LLB has been listed on the SIX Swiss Exchange (SIX).
- [2](#) The ratings shown are the bank's backed long-term deposit / backed long-term issuer ratings, and its BCA.
- [3](#) These loans are granted to private banking customers and secured by securities portfolios.
- [4](#) Issuer Ratings are opinions of the ability of entities to honour senior unsecured debt and debt-like obligations. Please refer to [Moody's Rating Symbols and Definitions](#) guide for further details.

© 2025 Moody's Corporation, Moody's Investors Service, Inc., Moody's Analytics, Inc. and/or their licensors and affiliates (collectively, "MOODY'S"). All rights reserved. CREDIT RATINGS ISSUED BY MOODY'S CREDIT RATINGS AFFILIATES ARE THEIR CURRENT OPINIONS OF THE RELATIVE FUTURE CREDIT RISK OF ENTITIES, CREDIT COMMITMENTS, OR DEBT OR DEBT-LIKE SECURITIES, AND MATERIALS, PRODUCTS, SERVICES AND INFORMATION PUBLISHED OR OTHERWISE MADE AVAILABLE BY MOODY'S (COLLECTIVELY, "MATERIALS") MAY INCLUDE SUCH CURRENT OPINIONS. MOODY'S DEFINES CREDIT RISK AS THE RISK THAT AN ENTITY MAY NOT MEET ITS CONTRACTUAL FINANCIAL OBLIGATIONS AS THEY COME DUE AND ANY ESTIMATED FINANCIAL LOSS IN THE EVENT OF DEFAULT OR IMPAIRMENT. SEE APPLICABLE MOODY'S RATING SYMBOLS AND DEFINITIONS PUBLICATION FOR INFORMATION ON THE TYPES OF CONTRACTUAL FINANCIAL OBLIGATIONS ADDRESSED BY MOODY'S CREDIT RATINGS. CREDIT RATINGS DO NOT ADDRESS ANY OTHER RISK, INCLUDING BUT NOT LIMITED TO: LIQUIDITY RISK, MARKET VALUE RISK, OR PRICE VOLATILITY. CREDIT RATINGS, NON-CREDIT ASSESSMENTS ("ASSESSMENTS"), AND OTHER OPINIONS INCLUDED IN MOODY'S MATERIALS ARE NOT STATEMENTS OF CURRENT OR HISTORICAL FACT. MOODY'S MATERIALS MAY ALSO INCLUDE QUANTITATIVE MODEL-BASED ESTIMATES OF CREDIT RISK AND RELATED OPINIONS OR COMMENTARY PUBLISHED BY MOODY'S ANALYTICS, INC. AND/OR ITS AFFILIATES. MOODY'S CREDIT RATINGS, ASSESSMENTS, OTHER OPINIONS AND MATERIALS DO NOT CONSTITUTE OR PROVIDE INVESTMENT OR FINANCIAL ADVICE, AND MOODY'S CREDIT RATINGS, ASSESSMENTS, OTHER OPINIONS AND MATERIALS ARE NOT AND DO NOT PROVIDE RECOMMENDATIONS TO PURCHASE, SELL, OR HOLD PARTICULAR SECURITIES. MOODY'S CREDIT RATINGS, ASSESSMENTS, OTHER OPINIONS AND MATERIALS DO NOT COMMENT ON THE SUITABILITY OF AN INVESTMENT FOR ANY PARTICULAR INVESTOR. MOODY'S ISSUES ITS CREDIT RATINGS, ASSESSMENTS AND OTHER OPINIONS AND PUBLISHES OR OTHERWISE MAKES AVAILABLE ITS MATERIALS WITH THE EXPECTATION AND UNDERSTANDING THAT EACH INVESTOR WILL, WITH DUE CARE, MAKE ITS OWN STUDY AND EVALUATION OF EACH SECURITY THAT IS UNDER CONSIDERATION FOR PURCHASE, HOLDING, OR SALE.

MOODY'S CREDIT RATINGS, ASSESSMENTS, OTHER OPINIONS, AND MATERIALS ARE NOT INTENDED FOR USE BY RETAIL INVESTORS AND IT WOULD BE RECKLESS AND INAPPROPRIATE FOR RETAIL INVESTORS TO USE MOODY'S CREDIT RATINGS, ASSESSMENTS, OTHER OPINIONS OR MATERIALS WHEN MAKING AN INVESTMENT DECISION. IF IN DOUBT YOU SHOULD CONTACT YOUR FINANCIAL OR OTHER PROFESSIONAL ADVISER.

ALL INFORMATION CONTAINED HEREIN IS PROTECTED BY LAW, INCLUDING BUT NOT LIMITED TO, COPYRIGHT LAW, AND NONE OF SUCH INFORMATION MAY BE COPIED OR OTHERWISE REPRODUCED, REPACKAGED, FURTHER TRANSMITTED, TRANSFERRED, DISSEMINATED, REDISTRIBUTED OR RESOLD, OR STORED FOR SUBSEQUENT USE FOR ANY SUCH PURPOSE, IN WHOLE OR IN PART, IN ANY FORM OR MANNER OR BY ANY MEANS WHATSOEVER, BY ANY PERSON WITHOUT MOODY'S PRIOR WRITTEN CONSENT. FOR CLARITY, NO INFORMATION CONTAINED HEREIN MAY BE USED TO DEVELOP, IMPROVE, TRAIN OR RETRAIN ANY SOFTWARE PROGRAM OR DATABASE, INCLUDING, BUT NOT LIMITED TO, FOR ANY ARTIFICIAL INTELLIGENCE, MACHINE LEARNING OR NATURAL LANGUAGE PROCESSING SOFTWARE, ALGORITHM, METHODOLOGY AND/OR MODEL.

MOODY'S CREDIT RATINGS, ASSESSMENTS, OTHER OPINIONS AND MATERIALS ARE NOT INTENDED FOR USE BY ANY PERSON AS A BENCHMARK AS THAT TERM IS DEFINED FOR REGULATORY PURPOSES AND MUST NOT BE USED IN ANY WAY THAT COULD RESULT IN THEM BEING CONSIDERED A BENCHMARK.

All information contained herein is obtained by MOODY'S from sources believed by it to be accurate and reliable. Because of the possibility of human or mechanical error as well as other factors, however, all information contained herein is provided "AS IS" without warranty of any kind. MOODY'S adopts all necessary measures so that the information it uses in assigning a credit rating is of sufficient quality and from sources MOODY'S considers to be reliable including, when appropriate, independent third-party sources. However, MOODY'S is not an auditor and cannot in every instance independently verify or validate information received in the credit rating process or in preparing its Materials.

To the extent permitted by law, MOODY'S and its directors, officers, employees, agents, representatives, licensors and suppliers disclaim liability to any person or entity for any indirect, special, consequential, or incidental losses or damages whatsoever arising from or in connection with the information contained herein or the use of or inability to use any such information, even if MOODY'S or any of its directors, officers, employees, agents, representatives, licensors or suppliers is advised in advance of the possibility of such losses or damages, including but not limited to: (a) any loss of present or prospective profits or (b) any loss or damage arising where the relevant financial instrument is not the subject of a particular credit rating assigned by MOODY'S.

To the extent permitted by law, MOODY'S and its directors, officers, employees, agents, representatives, licensors and suppliers disclaim liability for any direct or compensatory losses or damages caused to any person or entity, including but not limited to by any negligence (but excluding fraud, willful misconduct or any other type of liability that, for the avoidance of doubt, by law cannot be excluded) on the part of, or any contingency within or beyond the control of, MOODY'S or any of its directors, officers, employees, agents, representatives, licensors or suppliers, arising from or in connection with the information contained herein or the use of or inability to use any such information.

NO WARRANTY, EXPRESS OR IMPLIED, AS TO THE ACCURACY, TIMELINESS, COMPLETENESS, MERCHANTABILITY OR FITNESS FOR ANY PARTICULAR PURPOSE OF ANY CREDIT RATING, ASSESSMENT, OTHER OPINION OR INFORMATION IS GIVEN OR MADE BY MOODY'S IN ANY FORM OR MANNER WHATSOEVER.

Moody's Investors Service, Inc., a wholly-owned credit rating agency subsidiary of Moody's Corporation ("MCO"), hereby discloses that most issuers of debt securities (including corporate and municipal bonds, debentures, notes and commercial paper) and preferred stock rated by Moody's Investors Service, Inc. have, prior to assignment of any credit rating, agreed to pay Moody's Investors Service, Inc. for credit ratings opinions and services rendered by it. MCO and all MCO entities that issue ratings under the "Moody's Ratings" brand name ("Moody's Ratings"), also maintain policies and procedures to address the independence of Moody's Ratings' credit ratings and credit rating processes. Information regarding certain affiliations that may exist between directors of MCO and rated entities, and between entities who hold credit ratings from Moody's Investors Service, Inc. and have also publicly reported to the SEC an ownership interest in MCO of more than 5%, is posted annually at ir.moody.com under the heading "Investor Relations — Corporate Governance — Charter and Governance Documents - Director and Shareholder Affiliation Policy."

Moody's SF Japan K.K., Moody's Local AR Agente de Calificación de Riesgo S.A., Moody's Local BR Agência de Classificação de Risco LTDA, Moody's Local MX S.A. de C.V., I.C.V., Moody's Local PE Clasificadora de Riesgo S.A., and Moody's Local PA Clasificadora de Riesgo S.A. (collectively, the "Moody's Non-NRSRO CRAs") are all indirectly wholly-owned credit rating agency subsidiaries of MCO. None of the Moody's Non-NRSRO CRAs is a Nationally Recognized Statistical Rating Organization.

Additional terms for Australia only: Any publication into Australia of this document is pursuant to the Australian Financial Services License of MOODY'S affiliate, Moody's Investors Service Pty Limited ABN 61 003 399 657AFSL 336969 and/or Moody's Analytics Australia Pty Ltd ABN 94 105 136 972 AFSL 383569 (as applicable). This document is intended to be provided only to "wholesale clients" within the meaning of section 761G of the Corporations Act 2001. By continuing to access this document from within Australia, you represent to MOODY'S that you are, or are accessing the document as a representative of, a "wholesale client" and that neither you nor the entity you represent will directly or indirectly disseminate this document or its contents to "retail clients" within the meaning of section 761G of the Corporations Act 2001. MOODY'S credit rating is an opinion as to the creditworthiness of a debt obligation of the issuer, not on the equity securities of the issuer or any form of security that is available to retail investors.

Additional terms for India only: Moody's credit ratings, Assessments, other opinions and Materials are not intended to be and shall not be relied upon or used by any users located in India in relation to securities listed or proposed to be listed on Indian stock exchanges.

Additional terms with respect to Second Party Opinions and Net Zero Assessments (as defined in Moody's Ratings Rating Symbols and Definitions): Please note that neither a Second Party Opinion ("SPO") nor a Net Zero Assessment ("NZA") is a "credit rating". The issuance of SPOs and NZAs is not a regulated activity in many jurisdictions, including Singapore. JAPAN: In Japan, development and provision of SPOs and NZAs fall under the category of "Ancillary Businesses", not "Credit Rating Business", and are not subject to the regulations applicable to "Credit Rating Business" under the Financial Instruments and Exchange Act of Japan and its relevant regulation. PRC: Any SPO: (1) does not constitute a PRC Green Bond Assessment as defined under any relevant PRC laws or regulations; (2) cannot be included in any registration statement, offering circular, prospectus or any other documents submitted to the PRC regulatory authorities or otherwise used to satisfy any PRC regulatory disclosure requirement; and (3) cannot be used within the PRC for any regulatory purpose or for any other purpose which is not permitted under relevant PRC laws or regulations. For the purposes of this disclaimer, "PRC" refers to the mainland of the People's Republic of China, excluding Hong Kong, Macau and Taiwan.

REPORT NUMBER 1443820

Contacts

Bernhard Held, CFA
VP-Sr Credit Officer

Doruk Oztugran
Ratings Associate

CLIENT SERVICES

Americas	1-212-553-1653
Asia Pacific	852-3551-3077
Japan	81-3-5408-4100
EMEA	44-20-7772-5454