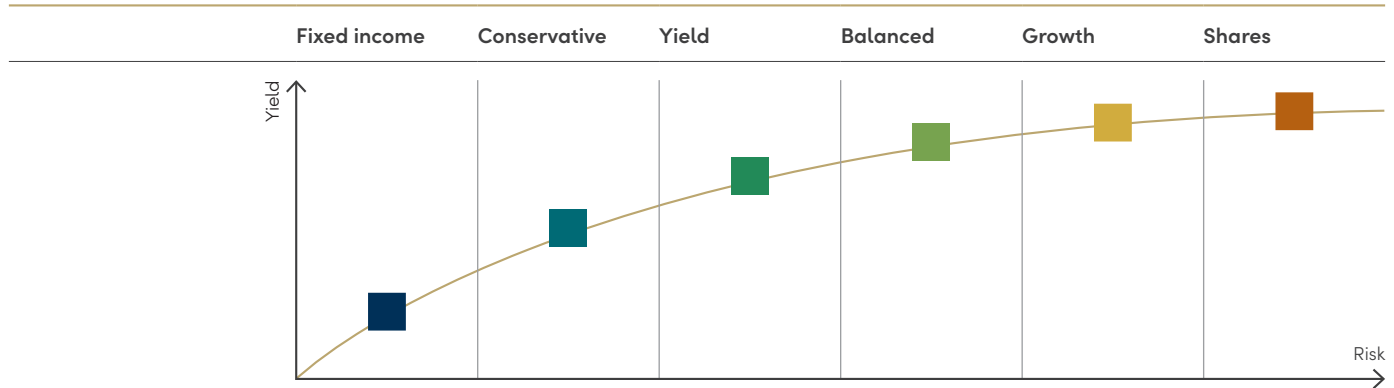


Our strategies for your success

We offer our clients investment strategies tailored to their needs, objectives and abilities, with variable equity exposures in the reference currencies CHF, EUR and USD. Investment horizon, risk capacity and asset structure play a decisive role in asset management.

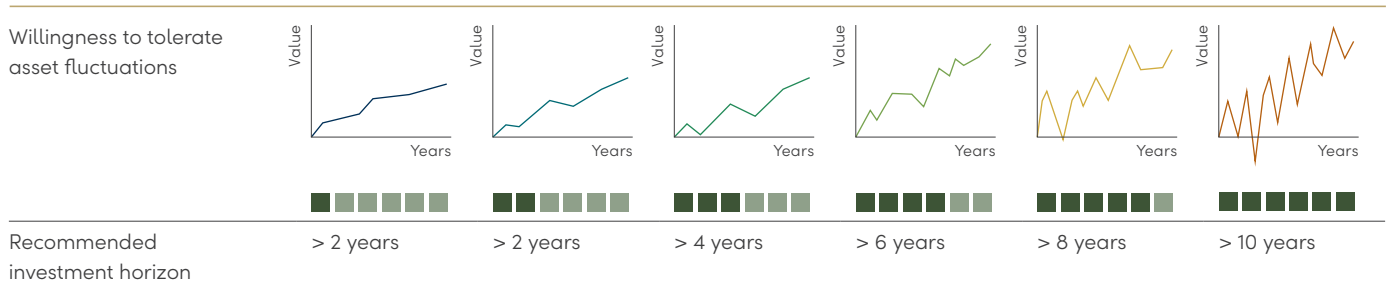
Strategies at a glance (schematic diagram)



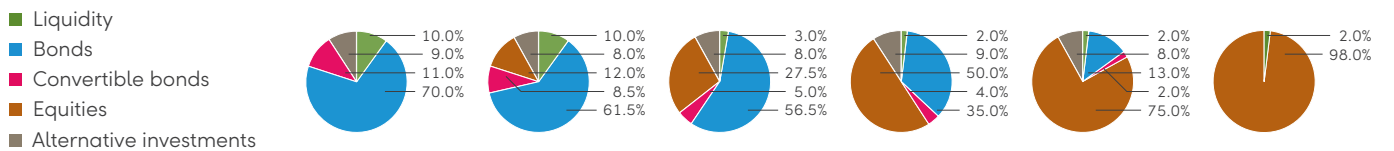
Investment objectives



Investor profile



Indicative structure



Return and risk – LLB Comfort World ESG (EUR)

Expected return per year (3–5 years)	3.00–4.00%	3.50–4.50%	4.00–5.00%	4.75–5.75%	5.75–6.75%	6.50–7.50%
Extreme values over 12 months (12.1996–12.2024)*	▲ +13.2% ▼ -12.8%	▲ +15.5% ▼ -12.9%	▲ +20.4% ▼ -13.8%	▲ +29.1% ▼ -23.7%	▲ +40.3% ▼ -34.6%	▲ +48.5% ▼ -42.2%
Probability of 12-month periods with negative performance (12.1996–12.2024)*	once in 7.5 years	once in 7.0 years	once in 5.5 years	once in 4.5 years	once in 4.0 years	once in 3.5 years

* This period covers five extreme events on the global equity markets (Asian crisis in 1998, dot-com bubble in 2000, real estate and financial crisis in 2008, coronavirus crisis in 2020, monetary policy tightening in 2022).